

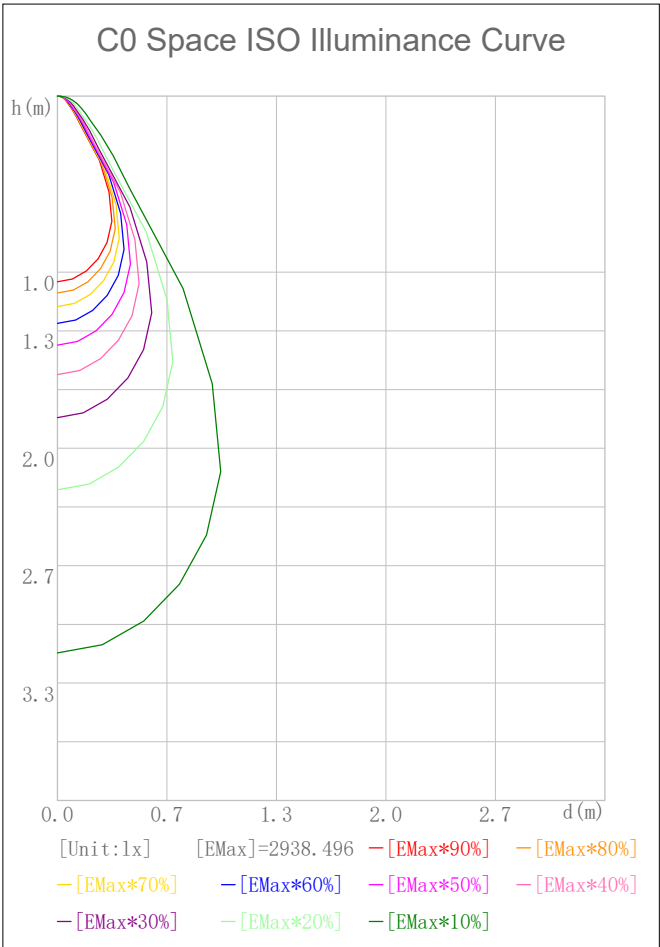
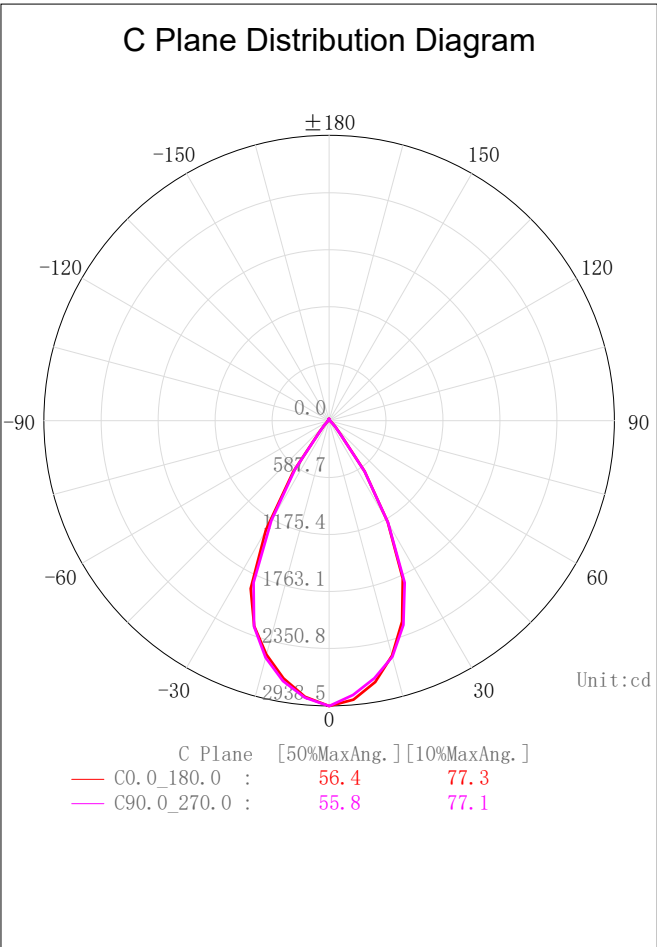
Indoor Luminaire Photometric Data

Description Information

Luminary Name: PD08-35-XX-01 2700K RA90 60D		Lum. Catalog:	Test ID: 01
Lamp Name:		Lamp Catalog: LED	Test Date: 2022/09/22
Manufacture: Shenzhen Norming Lighting		Shld. Ang(°):	Test Machine:GON-2000
Test Lab: Quality Department		Frequency (Hz):	Lamp CCT (K): Ra:
Lum. Size (W*L*H):0.110m*0.110m*0.000m		Lum. Area (m2):0.010	Lum. W (kg): 0.000
Test System: C, γ	Test Step: C=90.0 γ=5.0	Temp. (°C): 25	Humidity(%): 50.0

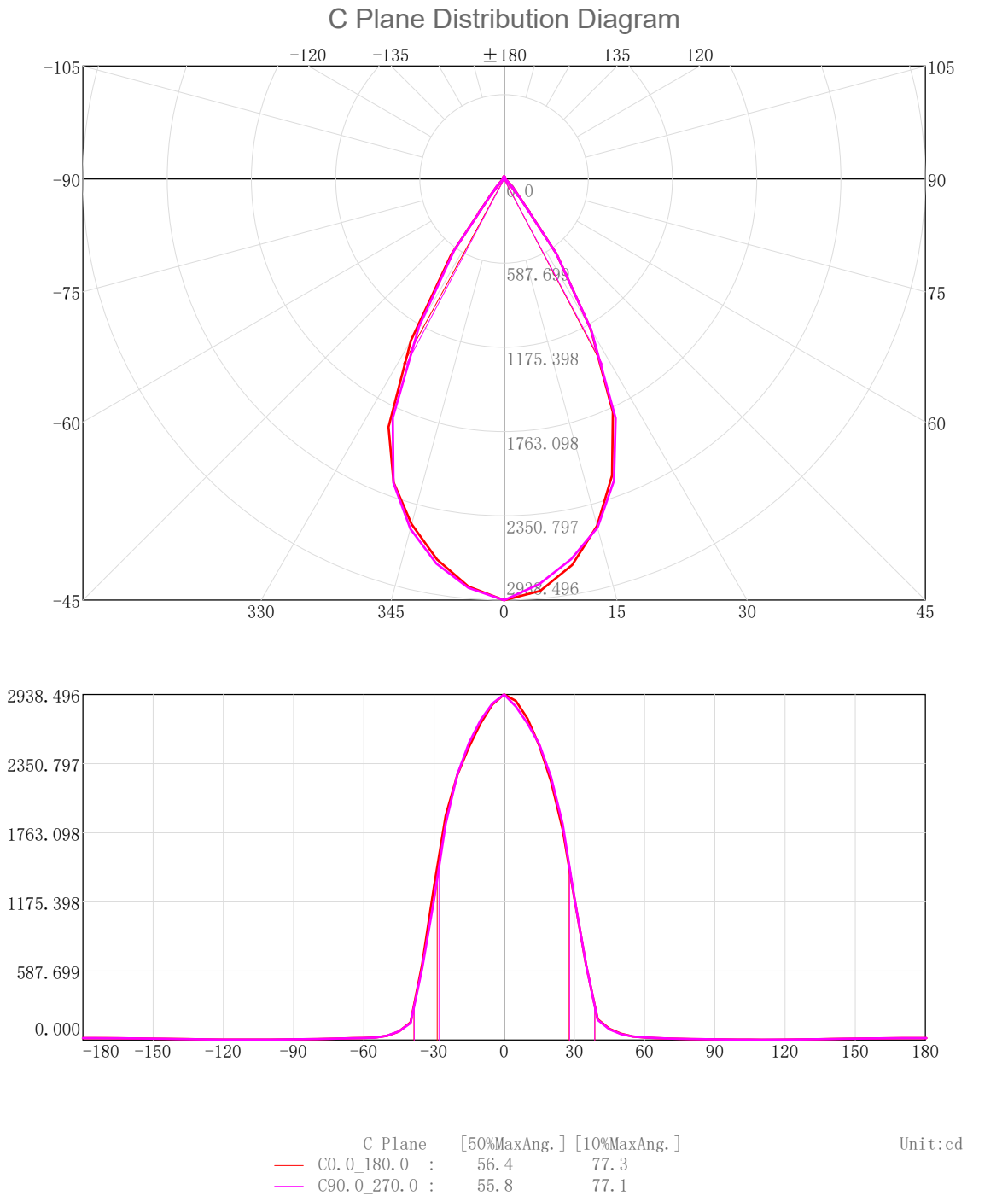
Character Parameter

Lamp Speciality Parameter		Luminaire Speciality Parameter	
Rated Flux(lm): 2377.210	Luminary Flux(lm): 2377.207	Field Angle(10%Imax): 77.3(°)	
Rated Power(W):	Luminary Efficiency: 100.00%	Down Lumens&Percent: 2330.406lm 98.03%	
Rated Voltage(V):	Luminary EER(lm/W): 73.507	Up Lumens&Percent: 46.801lm 1.97%	
Tested Power(W): 32.340	Max. Candela(cd): 2938.496	S/MH: C0_a180=0.893 C90_270=0.890	
Lamps' Inside: 1	Max Cand@Ang. (°): C=0.0 γ=0.0	CIE Type: Semi-Direct	
Tested Electrics (V, A, pf):239.8, 0.141, 0.955	Beam Angle(50%Imax): 56.4(°)	ErP Φ use(90°): 2244.208lm	
Lamp Size (W*L*H):0.110m*0.110m*0.000m	Left=-28.6°, Right=27.8°	IRF(%): 269.026	



2D Plane Light Intensity Distribution Curve

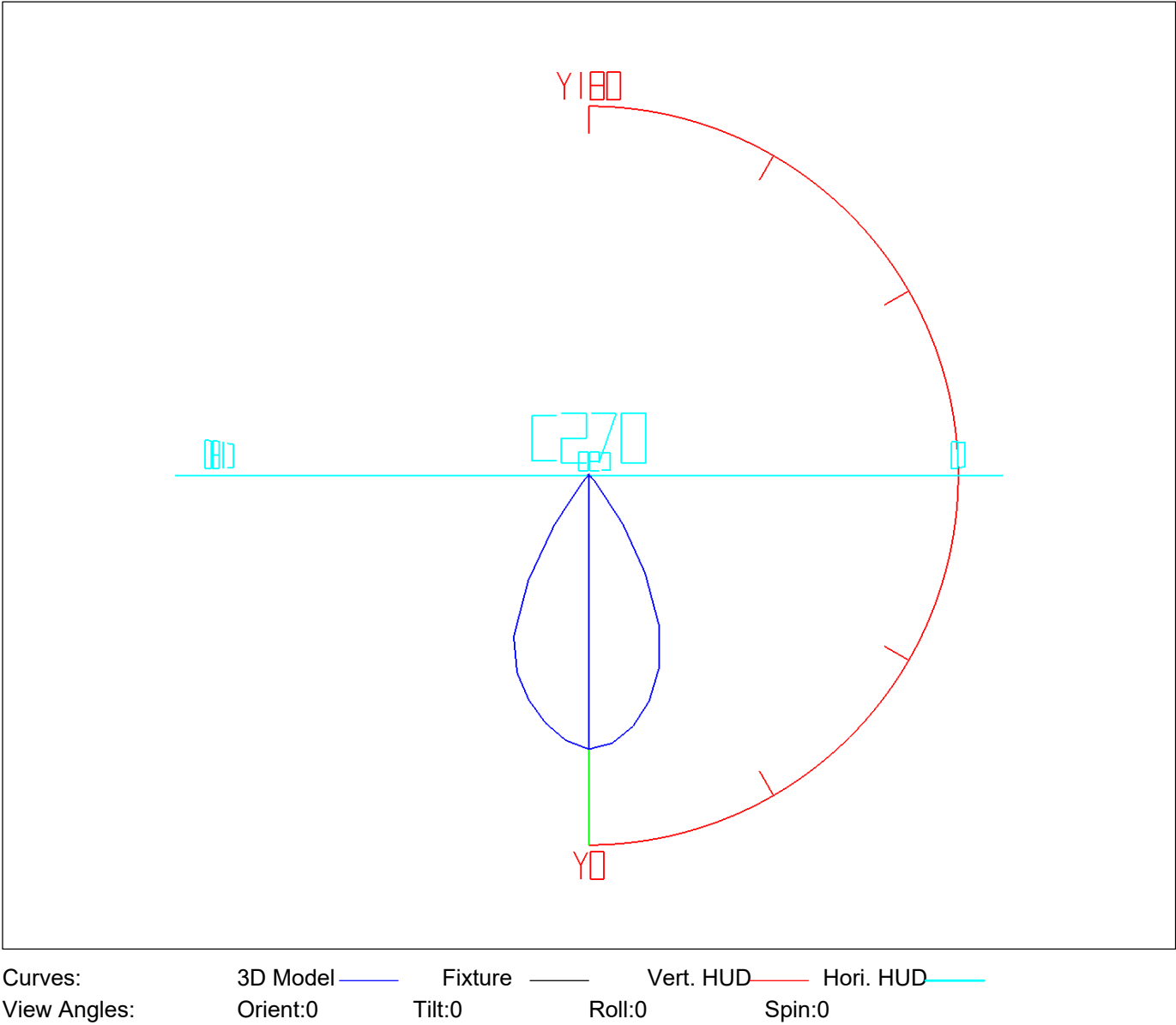
Lum. Name: PD08-35-XX-01 2700K RA90 60D	Lum. Catalog:	Test ID: 01
Lamp Name:	Lamp Catalog: LED	Test Lab: Quality Department
Manufacture: Shenzhen Norming Lighting	Test Machine:GON-2000	Test Date: 2022/09/22



3D Light Intensity Distribution Modal

Lum. Name: PD08-35-XX-01 2700K RA90 60D	Lum. Catalog:	Test ID: 01
Lamp Name:	Lamp Catalog: LED	Test Lab: Quality Department
Manufacture: Shenzhen Norming Lighting	Test Machine:GON-2000	Test Date: 2022/09/22

3D Light Intensity Distribution Modal

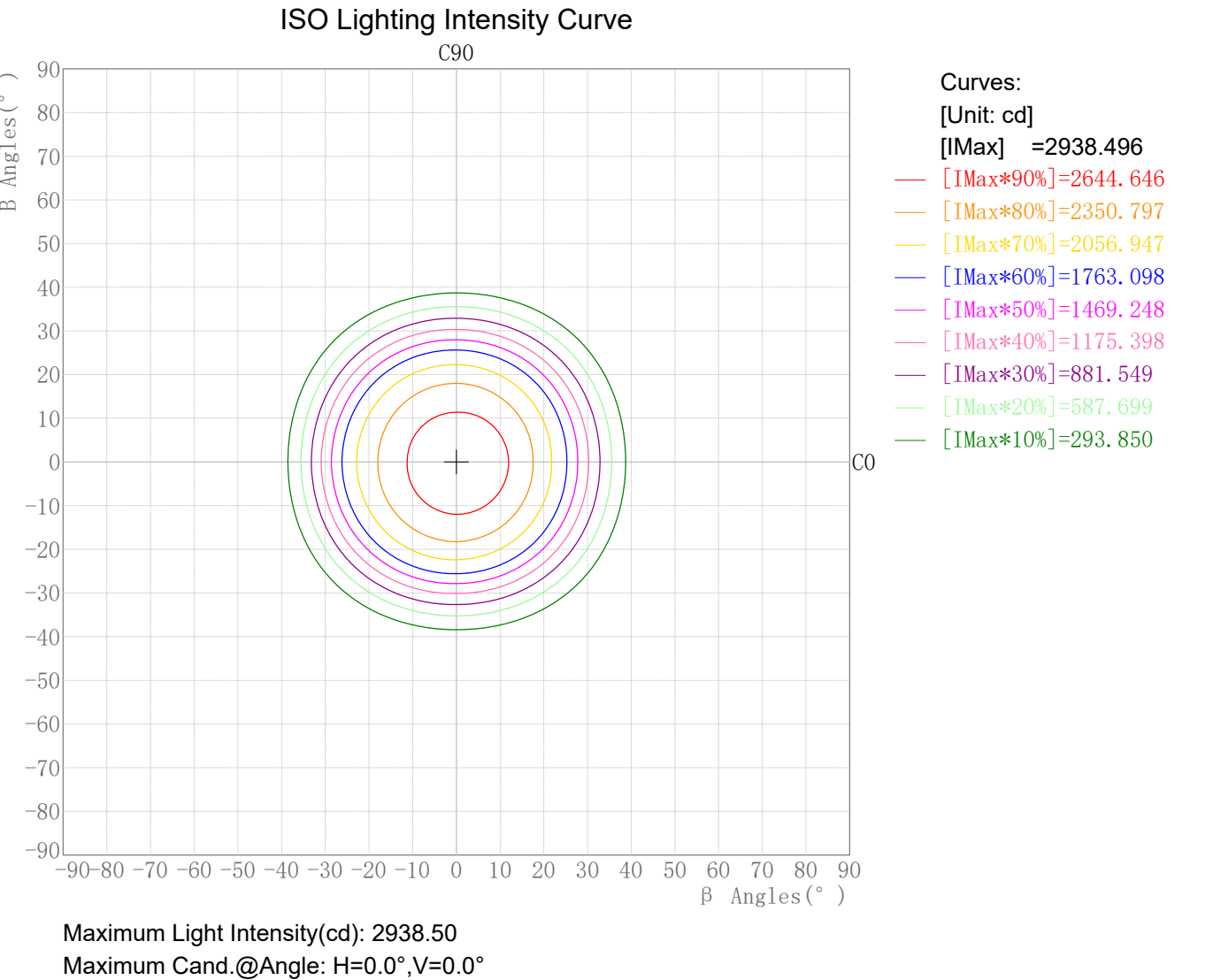


Zonal Flux Tabulation

Zone(γ)	Zone Flux (lm)	Sums Flux (lm)	Zone%Lamp	Sums%Lamp
0.0-5.0	69.31	69.31	2.92	2.92
5.0-10.0	199.29	268.60	8.38	11.30
10.0-15.0	309.80	578.39	13.03	24.33
15.0-20.0	391.35	969.75	16.46	40.79
20.0-25.0	428.27	1398.02	18.02	58.81
25.0-30.0	388.89	1786.91	16.36	75.17
30.0-35.0	273.87	2060.78	11.52	86.69
35.0-40.0	132.53	2193.31	5.57	92.26
40.0-45.0	45.51	2238.81	1.91	94.18
45.0-50.0	26.13	2264.95	1.10	95.28
50.0-55.0	15.75	2280.70	0.66	95.94
55.0-60.0	11.15	2291.84	0.47	96.41
60.0-65.0	9.37	2301.21	0.39	96.80
65.0-70.0	8.03	2309.24	0.34	97.14
70.0-75.0	6.76	2315.99	0.28	97.42
75.0-80.0	5.65	2321.64	0.24	97.66
80.0-85.0	4.74	2326.38	0.20	97.86
85.0-90.0	4.02	2330.41	0.17	98.03
90.0-95.0	3.41	2333.81	0.14	98.17
95.0-100.0	2.86	2336.67	0.12	98.29
100.0-105.0	2.48	2339.15	0.10	98.40
105.0-110.0	2.24	2341.39	0.09	98.49
110.0-115.0	2.14	2343.53	0.09	98.58
115.0-120.0	2.23	2345.76	0.09	98.68
120.0-125.0	2.45	2348.21	0.10	98.78
125.0-130.0	2.76	2350.97	0.12	98.90
130.0-135.0	3.10	2354.07	0.13	99.03
135.0-140.0	3.41	2357.48	0.14	99.17
140.0-145.0	3.55	2361.03	0.15	99.32
145.0-150.0	3.55	2364.58	0.15	99.47
150.0-155.0	3.39	2367.97	0.14	99.61
155.0-160.0	3.05	2371.02	0.13	99.74
160.0-165.0	2.57	2373.59	0.11	99.85
165.0-170.0	1.96	2375.55	0.08	99.93
170.0-175.0	1.24	2376.78	0.05	99.98
175.0-180.0	0.43	2377.21	0.02	100.00

Rectangle ISO Lighting Intensity Diagram

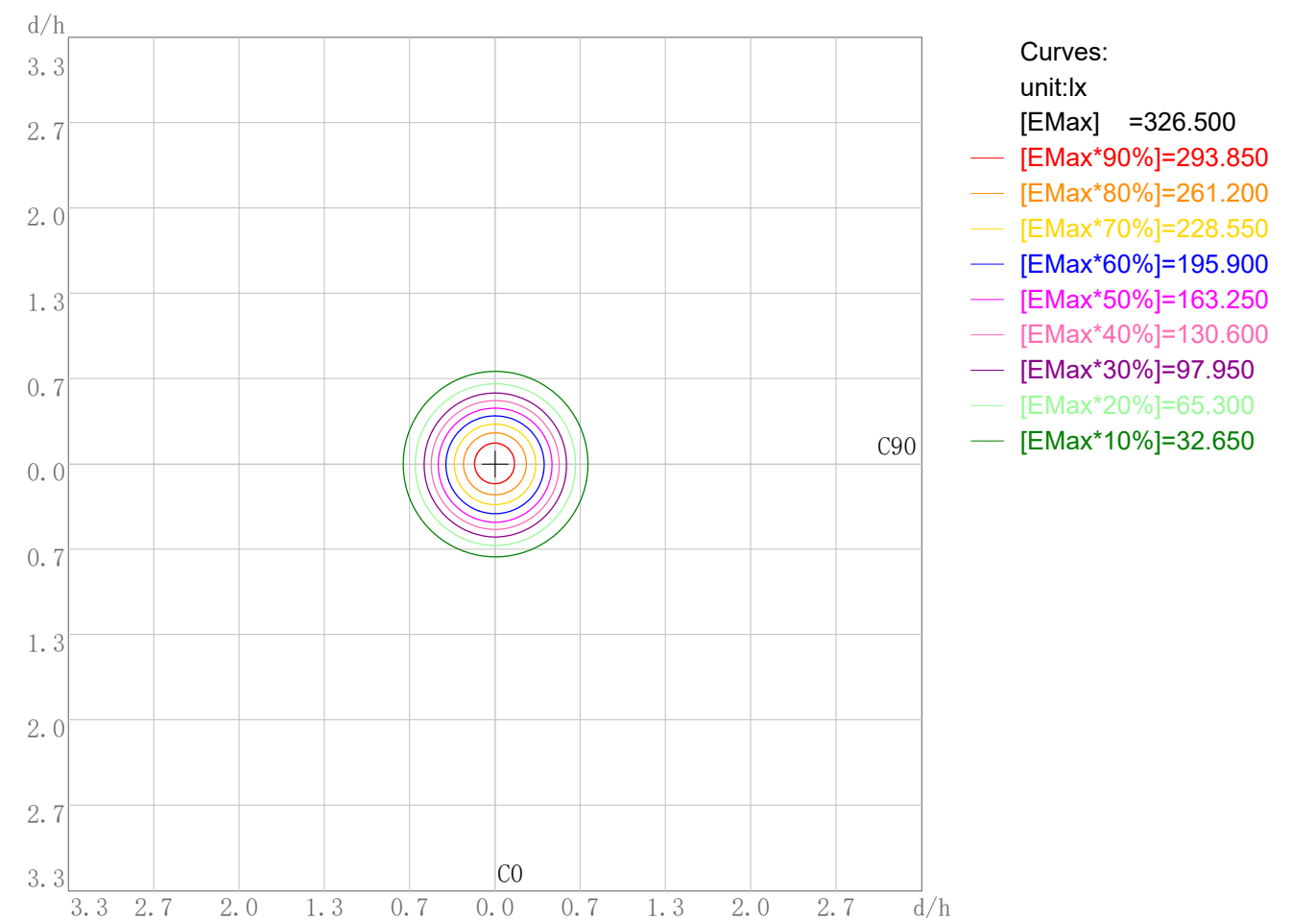
Lum. Name: PD08-35-XX-01 2700K RA90 60D	Lum. Catelog:	Test ID: 01
Lamp Name:	Lamp Catelog: LED	Test Lab: Quality Department
Manufacture: Shenzhen Norming Lighting	Test Machine:GON-2000	Test Date: 2022/09/22



Plane ISO-Illuminance Diagram

Lum. Name: PD08-35-XX-01 2700K RA90 60D	Lum. Catalog:	Test ID: 01
Lamp Name:	Lamp Catalog: LED	Test Lab: Quality Department
Manufacture: Shenzhen Norming Lighting	Test Machine:GON-2000	Test Date: 2022/09/22

Plane ISO-Illuminance Curve

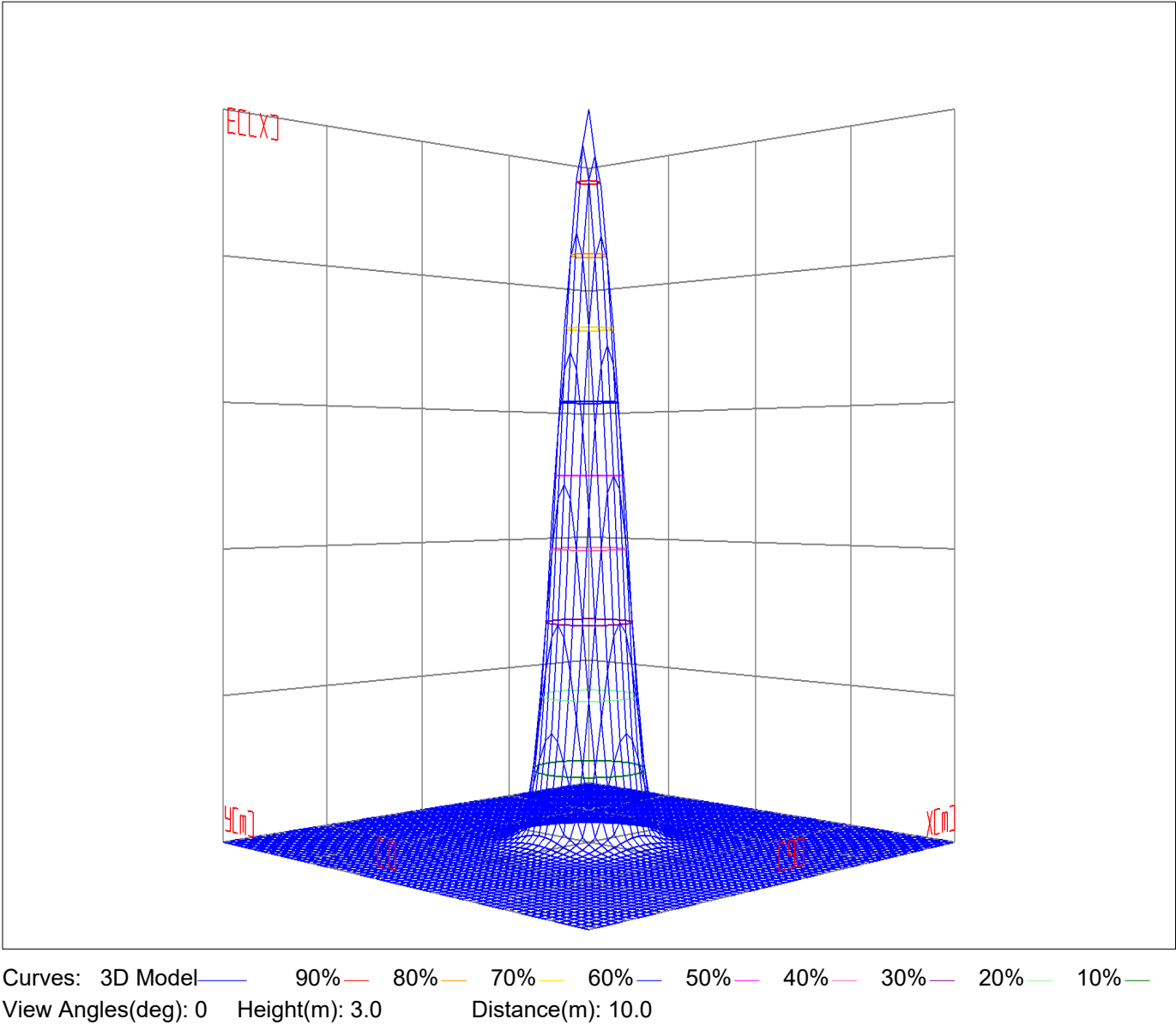


Working Plane Luminaire Mounting Height(m): 3.00
Working Plane Maximum Illuminance(lx): 326.50
Working Plane Maximum Illuminance Position(d/h):H0.0 V0.0

3D Plane ISO Illuminance Diagram

Lum. Name: PD08-35-XX-01 2700K RA90 60D	Lum. Catelog:	Test ID: 01
Lamp Name:	Lamp Catelog: LED	Test Lab: Quality Department
Manufacture: Shenzhen Norming Lighting	Test Machine:GON-2000	Test Date: 2022/09/22

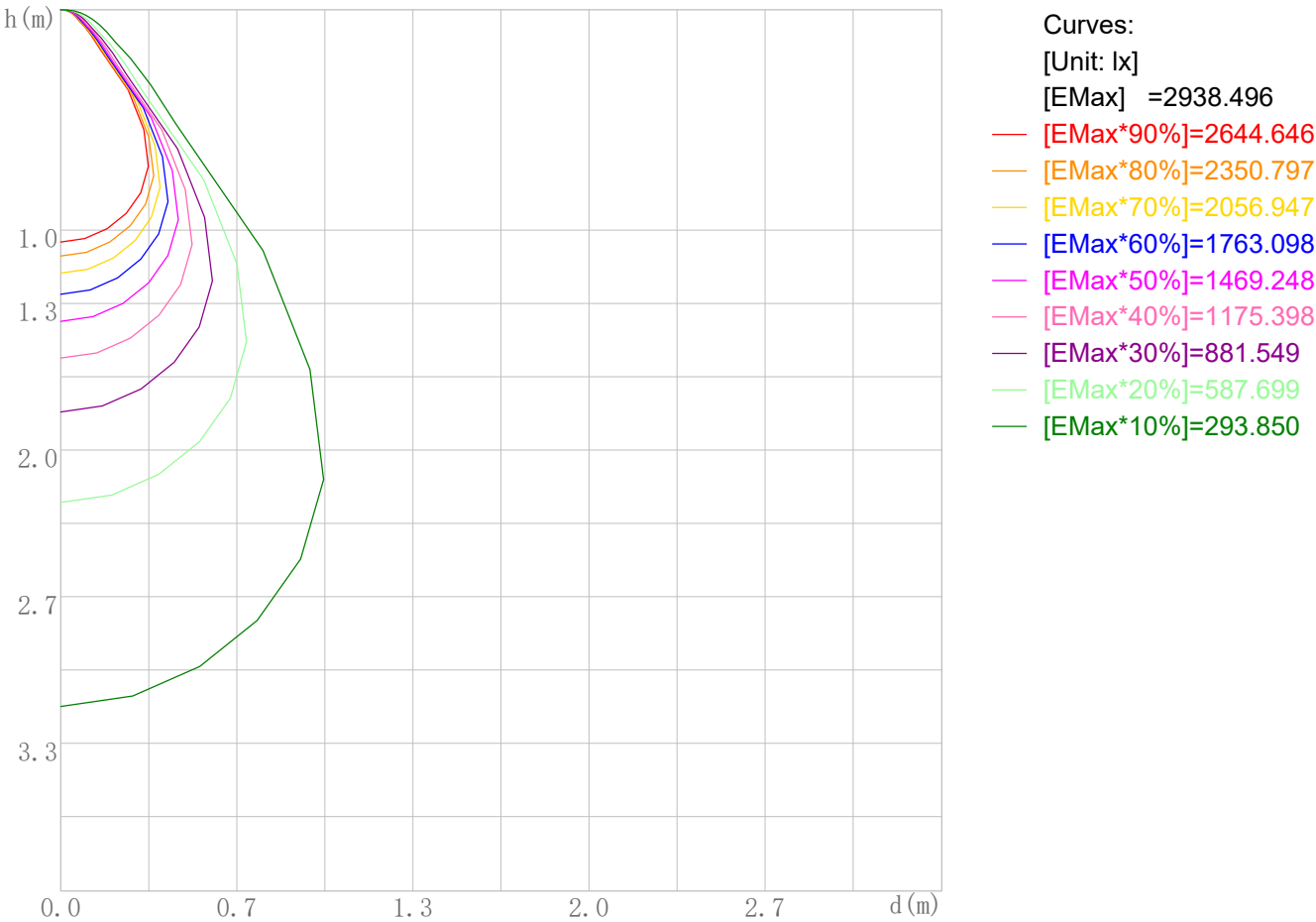
3D Plane Illuminance Modal



Space ISO Illuminance Diagram

Lum. Name: PD08-35-XX-01 2700K RA90 60D	Lum. Catelog:	Test ID: 01
Lamp Name:	Lamp Catelog: LED	Test Lab: Quality Department
Manufacture: Shenzhen Norming Lighting	Test Machine:GON-2000	Test Date: 2022/09/22

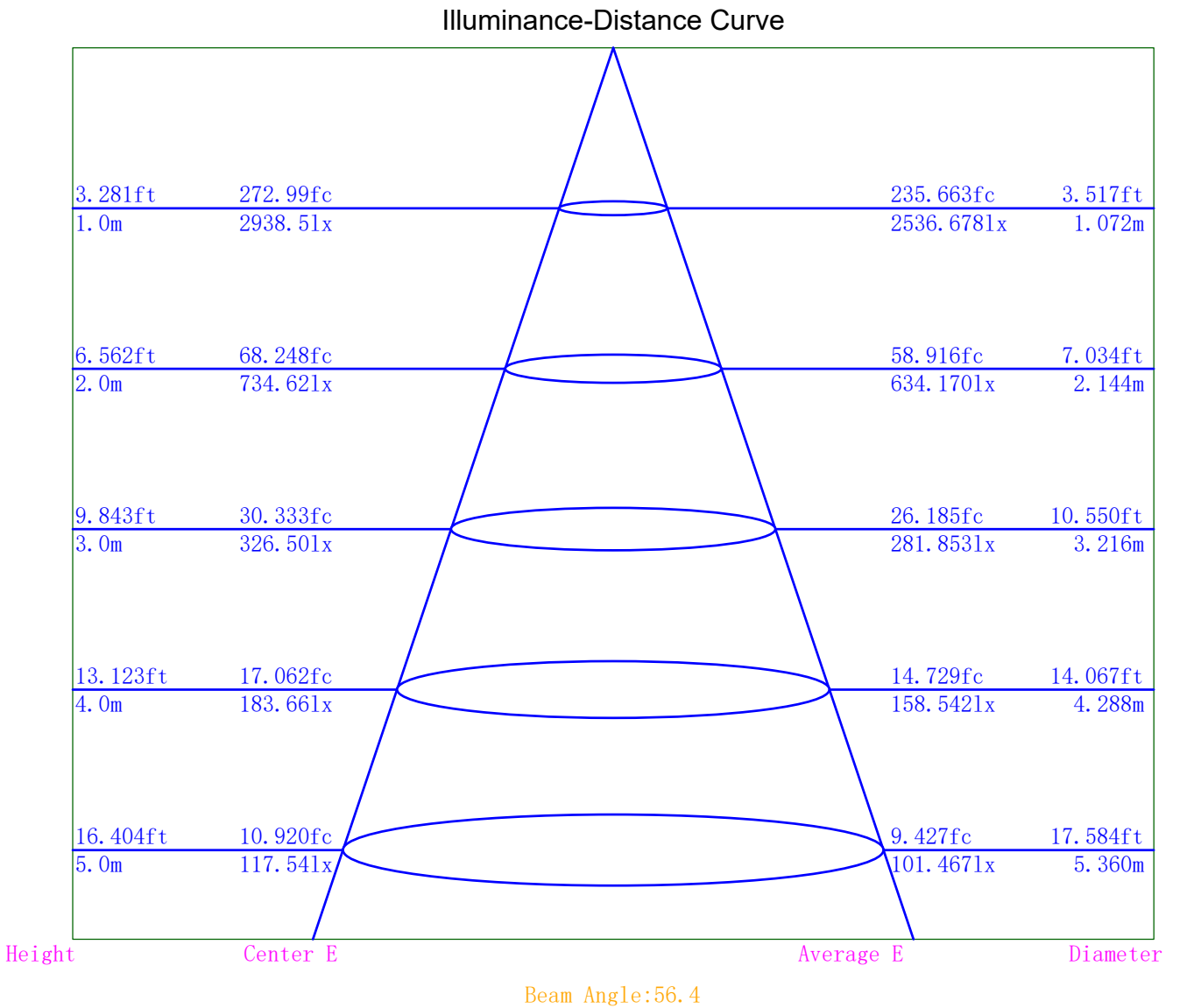
Space ISO Illuminance Curve



Space Plane Maximum Illuminance and @Angle:2938.50lx,0.0deg
Plane Maximum Lighting Intensity and @Angle:2938.496cd,0deg

Illuminance-Distance Diagram

Lum. Name: PD08-35-XX-01 2700K RA90 60D	Lum. Catalog:	Test ID: 01
Lamp Name:	Lamp Catalog: LED	Test Lab: Quality Department
Manufacture: Shenzhen Norming Lighting	Test Machine:GON-2000	Test Date: 2022/09/22



Indoor Luminance Limiting Curves

Lum. Name: PD08-35-XX-01 2700K RA90 60D	Lum. Catalog:	Test ID: 01
Lamp Name:	Lamp Catalog: LED	Test Lab: Quality Department
Manufacture: Shenzhen Norming Lighting	Test Machine:GON-2000	Test Date: 2022/09/22

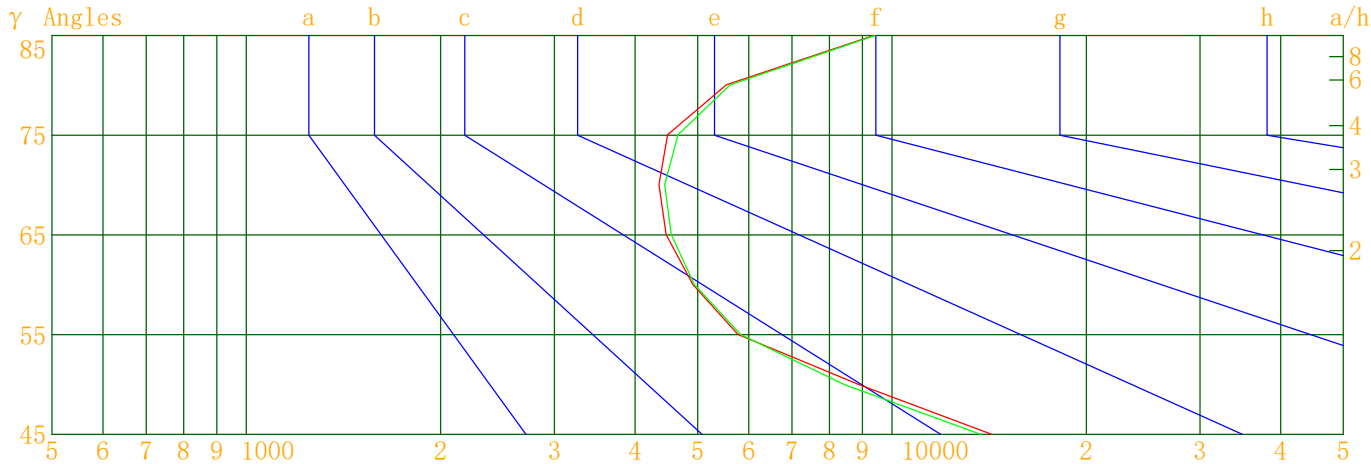
Glare Grade Table

GI	Quality	Using Illuminance							
1.15	A	2000	1000	500	<=300				
1.5	B		2000	1000	500	<=300			
1.85	C			2000	1000	500	<=300		
2.2	D				2000	1000	500	<=300	
2.55	E	a				2000	1000	500	<=300
			b	c	d	e	f	g	h

Luminance Table

Gama(deg)	45	50	55	60	65	70	75	80	85
C0	14275	8875	5776	4917	4469	4357	4492	5540	9370
C90	13724	8426	5830	4941	4553	4447	4663	5617	9416

Luminance Limiting Curve



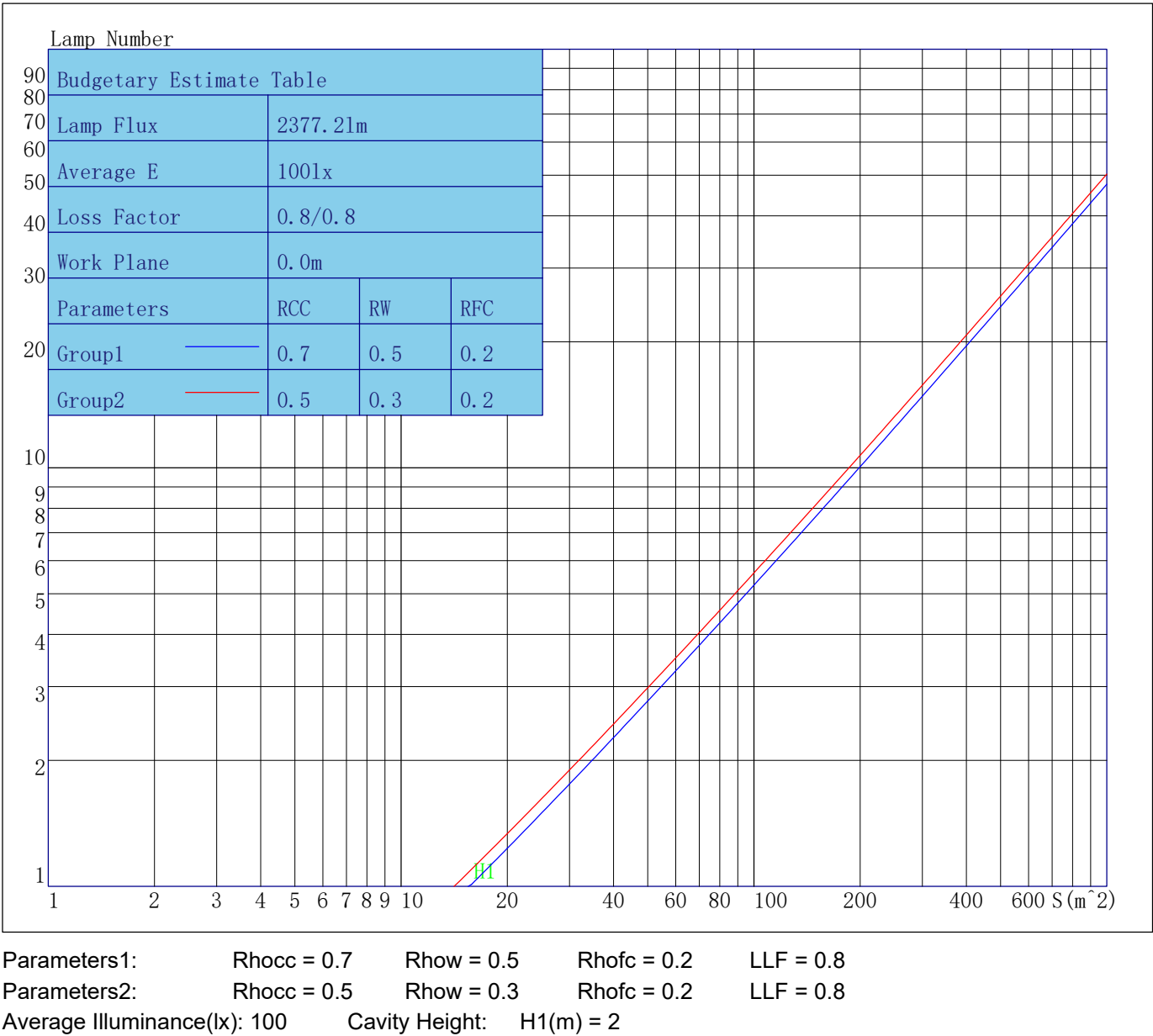
Luminous Size: Length(m)=-0.110 Width(m)=-0.110 Height(m)=0.000 Area(m^2)=0.009503

Luminous Type: Without Luminous Side

Luminous Curves: C0-C180 Color: C90-C270 Color:

Indoor Budgetary Estimate Table

Lum. Name: PD08-35-XX-01 2700K RA90 60D	Lum. Catalog:	Test ID: 01
Lamp Name:	Lamp Catalog: LED	Test Lab: Quality Department
Manufacture: Shenzhen Norming Lighting	Test Machine:GON-2000	Test Date: 2022/09/22



Indoor Coefficient of Utilization Table

Lum. Name: PD08-35-XX-01 2700K RA90 60D	Lum. Catelog:	Test ID: 01
Lamp Name:	Lamp Catelog: LED	Test Lab: Quality Department
Manufacture: Shenzhen Norming Lighting	Test Machine:GON-2000	Test Date: 2022/09/22

Coefficients of Utilization - Zonal Cavity Method																		
Coef.	Effective Floor Cavity Reflectance RFC=0.20																	
RhoCC (%)	80				70				50			30			10			0
RhoW (%)	70	50	30	10	70	50	30	10	50	30	10	50	30	10	50	30	10	0
RCR	Coefficient of Utilization(%)																	
0	119	119	119	119	116	116	116	116	110	110	110	105	105	105	100	100	100	98
1	113	110	108	105	110	108	105	103	103	102	100	99	98	97	96	94	93	92
2	107	103	98	95	105	101	97	94	97	94	92	94	91	89	91	89	87	85
3	102	96	91	87	100	94	90	86	91	88	84	89	86	83	86	84	81	80
4	97	90	84	80	95	88	83	80	86	82	78	84	80	77	82	79	76	75
5	92	84	79	74	91	83	78	74	81	77	73	79	75	72	78	74	71	70
6	88	79	73	69	86	78	73	69	77	72	68	75	71	68	74	70	67	66
7	84	75	69	65	82	74	68	65	73	68	64	71	67	64	70	66	63	62
8	80	71	65	61	79	70	64	61	69	64	60	68	63	60	67	63	60	58
9	76	67	61	57	75	66	61	57	65	60	57	64	60	57	63	59	56	55
10	73	63	58	54	72	63	58	54	62	57	54	61	57	53	60	56	53	52

Unified Glare Rating Table

Lum. Name: PD08-35-XX-01 2700K RA90 60D	Lum. Catelog:	Test ID: 01
Lamp Name:	Lamp Catelog: LED	Test Lab: Quality Department
Manufacture: Shenzhen Norming Lighting	Test Machine:GON-2000	Test Date: 2022/09/22

Unified Glare Rating Table

Ceiling RCC	0.70	0.70	0.50	0.50	0.30	0.70	0.70	0.50	0.50	0.30
Wall RW	0.50	0.30	0.50	0.30	0.30	0.50	0.30	0.50	0.30	0.30
Floor RFC	0.20	0.20	0.20	0.20	0.20	0.20	0.20	0.20	0.20	0.20
Room Size	Vewed crosswise					Vewed endwise				
X=2H Y=2H	18.5	19.4	18.9	19.7	20.1	18.5	19.4	18.9	19.8	20.1
	18.4	19.2	18.8	19.6	20.0	18.4	19.3	18.9	19.6	20.1
	18.4	19.2	18.8	19.5	20.0	18.4	19.2	18.9	19.6	20.0
	18.4	19.1	18.9	19.5	20.0	18.5	19.2	18.9	19.6	20.0
	18.4	19.1	18.9	19.5	20.0	18.5	19.1	19.0	19.6	20.0
	18.5	19.1	19.0	19.6	20.0	18.6	19.2	19.0	19.6	20.1
X=4H Y=2H	18.2	19.0	18.7	19.4	19.8	18.2	19.0	18.7	19.4	19.8
	18.2	18.8	18.7	19.3	19.7	18.3	18.9	18.7	19.3	19.8
	18.2	18.8	18.7	19.3	19.8	18.3	18.9	18.8	19.3	19.8
	18.4	18.8	18.9	19.3	19.8	18.4	18.9	18.9	19.4	19.9
	18.5	18.9	19.0	19.4	19.9	18.5	18.9	19.0	19.4	20.0
	18.6	19.0	19.1	19.5	20.0	18.7	19.0	19.2	19.6	20.1
X=8H Y=4H	18.2	18.6	18.7	19.1	19.6	18.2	18.7	18.7	19.1	19.7
	18.4	18.7	18.9	19.3	19.8	18.4	18.8	19.0	19.3	19.9
	18.5	18.9	19.1	19.4	20.0	18.6	18.9	19.2	19.5	20.0
	18.8	19.1	19.4	19.6	20.3	18.9	19.2	19.5	19.7	20.3
X=12H Y=4H	18.1	18.5	18.7	19.0	19.6	18.2	18.6	18.7	19.1	19.6
	18.4	18.7	18.9	19.2	19.8	18.4	18.7	19.0	19.2	19.8
	18.6	18.9	19.2	19.4	20.0	18.7	18.9	19.2	19.5	20.1
Variations with the objverver position at spacings										
S=1.0H	0.1/-0.1					0.2/-0.2				
S=1.5H	0.3/-0.2					0.3/-0.3				
S=2.0H	0.3/-0.3					0.3/-0.3				
Reduced UGR Table:										
Nordic Standard Table:	BK0					BK0				
Correction Value	0.8					0.9				

o the CIE Pub.117,data has been corrected,refers to the lamp’s lumens 8.2flm.

IES Indoor Report
Photometric Filename:PD08-35-XX-01 2700K RA90 60D.IE

S
Candela Tabulation

V/H	C0.0	C90.0	C180.0	C270.0
γ 0.0	2938.50	2938.50	2938.50	2938.50
γ 5.0	2884.49	2836.07	2854.09	2862.42
γ 10.0	2734.20	2692.79	2695.41	2723.98
γ 15.0	2505.79	2517.30	2493.80	2526.86
γ 20.0	2201.33	2239.36	2253.23	2256.71
γ 25.0	1794.53	1841.05	1908.63	1838.77
γ 30.0	1206.47	1213.62	1300.67	1188.11
γ 35.0	638.60	640.58	643.27	608.04
γ 40.0	177.48	172.21	151.56	145.63
γ 45.0	95.93	92.23	73.30	74.73
γ 50.0	54.21	51.47	37.53	37.88
γ 55.0	31.48	31.78	22.94	22.44
γ 60.0	23.36	23.48	18.93	18.50
γ 65.0	17.95	18.28	17.00	16.59
γ 70.0	14.16	14.45	14.39	13.98
γ 75.0	11.05	11.47	12.14	11.76
γ 80.0	9.14	9.27	9.85	9.72
γ 85.0	7.76	7.80	8.38	7.93
γ 90.0	6.50	6.61	7.06	6.75
γ 95.0	5.43	5.47	6.33	5.59
γ 100.0	4.60	5.03	4.84	4.76
γ 105.0	4.52	4.47	4.72	4.16
γ 110.0	4.03	3.96	4.25	4.14
γ 115.0	3.79	4.14	4.68	4.84
γ 120.0	4.67	4.57	4.85	5.14
γ 125.0	5.63	5.67	5.85	5.97
γ 130.0	6.64	6.87	7.11	7.04
γ 135.0	8.23	8.35	8.86	8.36
γ 140.0	10.31	9.70	10.04	9.85
γ 145.0	11.22	11.06	11.66	11.32
γ 150.0	12.70	12.63	12.98	12.79
γ 155.0	14.15	13.59	14.33	13.89
γ 160.0	15.26	14.97	15.35	14.91
γ 165.0	16.19	15.83	16.17	15.92
γ 170.0	16.99	16.92	17.13	16.77
γ 175.0	17.27	17.73	17.94	17.42
γ 180.0	17.98	17.98	17.98	17.98